

GLOBAL AIR SUPPLIES UK

# EC 1 CONTROLLER

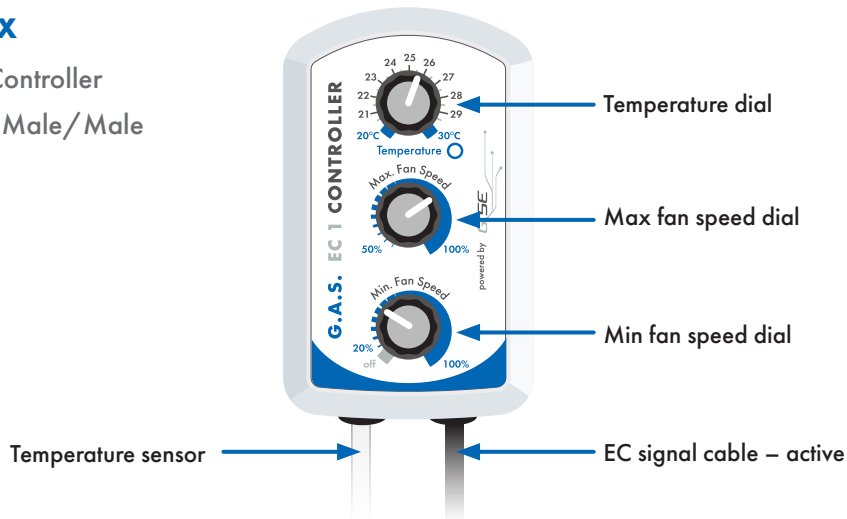
ACTIVELY POWERED FROM THE FAN



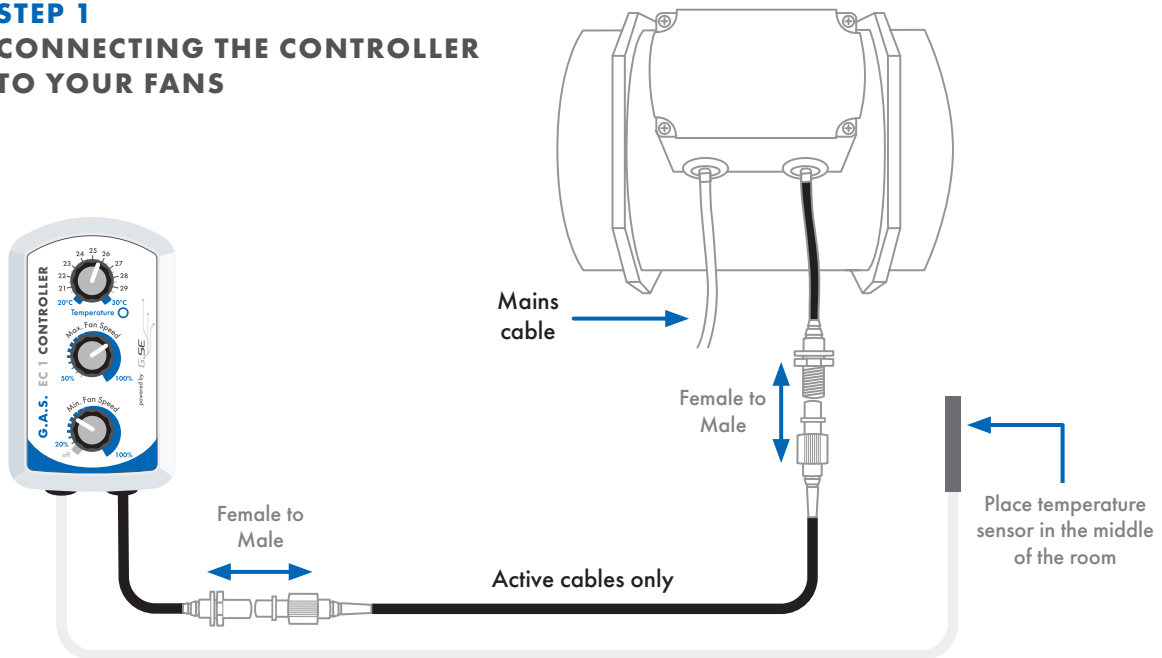
MUST BE USED WITH ACTIVE CABLES

**IN THE BOX**

- 1 x EC 1 Controller
- 1 x Active Male/Male Cable



**STEP 1  
CONNECTING THE CONTROLLER  
TO YOUR FANS**




**STEP 2  
SETTINGS**

**The Temperature Dial**

Sets the maximum temperature you want your room.  
2°C Band Width: it will ramp up the fans 2°C before the set point.

**Min fan speed**

Sets the minimum fan speed, leaving the extraction fan on all of the time prevents odours escaping your room.



**The Temperature LED**

Indicates when the temperature is higher than the set value.

**Max fan speed**

Sets the maximum fan speed.